

AZURE

lighting solutions



Cielo Recessed Downlight



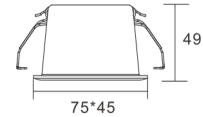
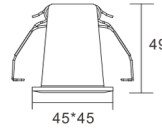
CASAMBI



Tunable White

SYDNEY
AUSTRALIA

WWW.AZURELIGHTINGSOLUTIONS.COM



Product Specifications

Product Name:	Cielo.45	Cielo.75
Power Consumption:	Up to 2W	Up to 4W
Total luminous flux:	Up to 192lm	Up to 385lm
Dimensions (LxWxH):	45x45x49mm	75x45x49mm
Beam Angle:	15°,30°45°	15°,30°45°

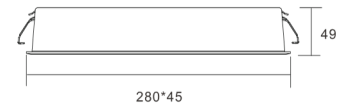

General Specifications

Fixture Material:	Aluminium
Base Finish:	White, Black, Custom
Mounting:	Recessed
LED Type:	Cree SMD
Binning:	3 Step MacAdam
Correlated Colour Temperature	2700K,3000K,3500K, 4000K,5000K,6000K, Tunable White (2700-6500K)
Colour Rendering Index:	>90
R9 Value:	>50
Light Distribution:	Symmetric
Ambient Operating Temperature:	-25° to 50°
Driver Input Voltage:	220-240VAC 50-60Hz
Control Gear:	TCI or Equivalent
Control Options:	Fixed Output, DALI, Push Dim,0-10V,Casambi
Protection Class:	Class I
Lumen Maintenance:	L80 B10 54,000 Hours
IP Rating:	IP20
Warranty:	5 Years

Lumen values are based on CRI90 at CCT 4000K

All product specifications and data are subject to change without notice

Product Specifications



Product Name:	Cielo.147	Cielo.280
Power Consumption:	Up to 10W	Up to 20W
Total luminous flux:	Up to 950lm	Up to 1900lm
Dimensions (LxWxH):	147x45x49mm	280x45x49mm
Beam Angle:	15°,30°45°	15°,30°45°

General Specifications

Fixture Material:	Aluminium
Base Finish:	White, Black, Custom
Mounting:	Recessed
LED Type:	Cree SMD
Binning:	3 Step MacAdam
Correlated Colour Temperature	2700K,3000K,3500K, 4000K,5000K,6000K, Tunable White (2700-6500K)
Colour Rendering Index:	>90
R9 Value:	>50
Light Distribution:	Symmetric
Ambient Operating Temperature:	-25° to 50°
Driver Input Voltage:	220-240VAC 50-60Hz
Control Gear:	TCI or Equivalent
Control Options:	Fixed Output, DALI, Push Dim,0-10V,Casambi
Protection Class:	Class I
Lumen Maintenance:	L80 B10 54,000 Hours
IP Rating:	IP20
Warranty:	5 Years

Lumen values are based on CRI90 at CCT 4000K

All product specifications and data are subject to change without notice

Colour Rendering Index

The Color Rendering Index (CRI) serves as a metric to gauge how accurately a light source portrays the colors of various objects in a given space. Originally comprised of 8 sample colors, the CRI has expanded to 15 samples to provide a more comprehensive evaluation. Notably, within these samples, R9 to R15 focus on assessing special colors with high chroma. Specifically, R9 evaluates the rendering of red tones, while R15 is dedicated to evaluating the portrayal of skin tones. This extension of color samples, coupled with attention to high-chroma colors, enhances the precision in evaluating a light source's ability to faithfully reproduce a diverse range of colors.

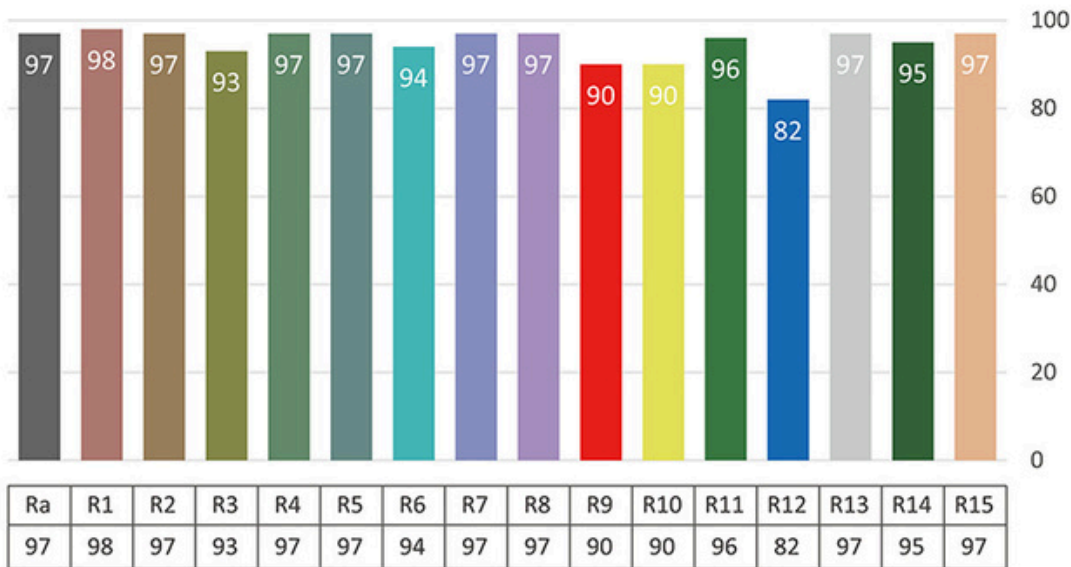
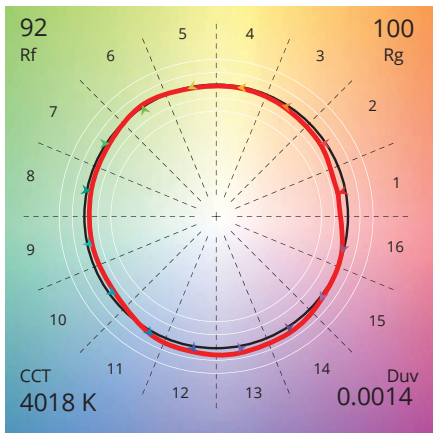


Fig 1 - Colour Rendering Index 4000K, CRI >95

TM30 Rf 92
Rg 100



IES TM-30

TM-30 is the Illuminating Engineering Society (IES) Method for Evaluating Light Source Color Rendition, is a standard developed by the IES to assess the color rendering properties of light sources. It provides a comprehensive set of metrics and values that go beyond the traditional color rendering index (CRI), offering a more detailed and accurate understanding of how well a light source renders colors.

Fig 2 -Colour Vector Graphic 4000K, CRI >90