

# AZURE

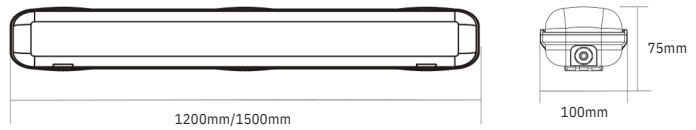
lighting solutions



## ZYAN Batten Lights



SYDNEY  
AUSTRALIA  
[WWW.AZURELIGHTINGSOLUTIONS.COM](http://WWW.AZURELIGHTINGSOLUTIONS.COM)



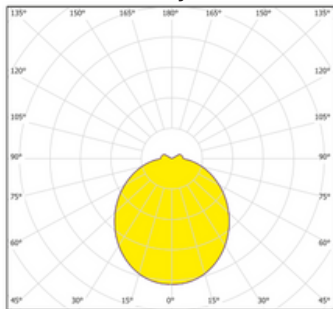
### Product Specifications

Product Name:	Zyan.600	Zyan.1200	Zyan.1500
Power Consumption:	10-20W	20-40W	40-50W
Total luminous flux:	Up to 2800lm	Up to 5600lm	Up to 7000lm
Dimensions (LxWxH):	600x100x75mm	1200x100x75mm	1500x100x75mm
Beam Angle:	120°	120°	120°

### General Specifications

Fixture Material:	Polycarbonate
Finish:	Grey
Mounting:	Surface, Suspended
LED Type:	Osram
Diffuser:	Frosted
Binning:	3 Step MacAdam
Correlated Colour Temperature	3000K,4000K,5000K,5700K,6500K
Colour Rendering Index:	>80, >90
Light Distribution:	Symmetric
Ambient Operating Temperature:	-25° to 50°
Driver Input Voltage:	220-240VAC 50-60Hz
Control Gear:	Osram
Control Options:	Fixed Output, DALI, Push Dim,0-10V,Casambi,Microwave Sensor
Protection Class:	Class I
Lumen Maintenance:	L80 B10 60,000 Hours
Emergency	3 Hour Battery Back Up
IP Rating:	IP65
IK Rating	IK09
Warranty:	5 Years

### Photometry



Lumen values are based on CRI80 at CCT 4000K

All product specifications and data are subject to change without notice



l i g h t i n g  
s o l u t i o n s

### Specification Code

Zyan.600 . 20 . 927. N. S. E

**10=10W**  
20= 20W

**830=3000K**  
840=4000K  
850=5000K  
860=6000K  
865=6500K

**N=NON DIM**  
D=DALI  
P=PUSH DIM  
T=TRIAC DIM  
0=0-10V  
C=CASAMBI  
MS= SENSOR

**S= Single Entry**  
D= Double Entry

**E=3H Emergency**

Zyan.1200 . 30 . 927. N. S. E

**30=30W**  
40= 40W

**830=3000K**  
840=4000K  
850=5000K  
860=6000K  
865=6500K

**N=NON DIM**  
D=DALI  
P=PUSH DIM  
T=TRIAC DIM  
0=0-10V  
C=CASAMBI  
MS= SENSOR

**S= Single Entry**  
D= Double Entry

**E=3H Emergency**

Zyan.1500 . 40 . 927. N. S. E

**40=40W**  
50= 50W

**830=3000K**  
840=4000K  
850=5000K  
860=6000K  
865=6500K

**N=NON DIM**  
D=DALI  
P=PUSH DIM  
T=TRIAC DIM  
0=0-10V  
C=CASAMBI  
MS= SENSOR

**S= Single Entry**  
D= Double Entry

**E=3H Emergency**

## Colour Rendering Index

The Color Rendering Index (CRI) serves as a metric to gauge how accurately a light source portrays the colors of various objects in a given space. Originally comprised of 8 sample colors, the CRI has expanded to 15 samples to provide a more comprehensive evaluation. Notably, within these samples, R9 to R15 focus on assessing special colors with high chroma. Specifically, R9 evaluates the rendering of red tones, while R15 is dedicated to evaluating the portrayal of skin tones. This extension of color samples, coupled with attention to high-chroma colors, enhances the precision in evaluating a light source's ability to faithfully reproduce a diverse range of colors.

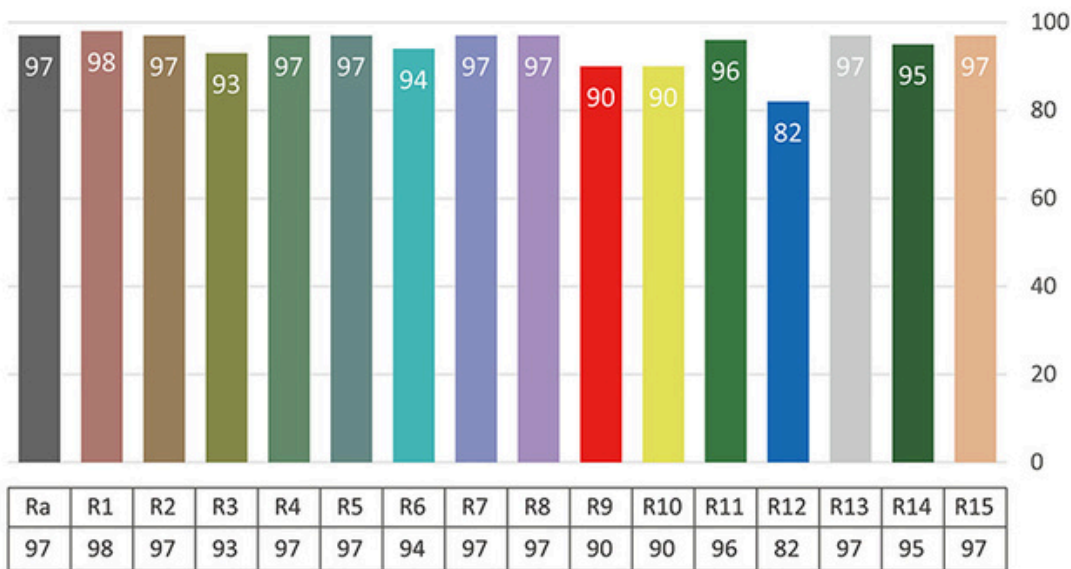
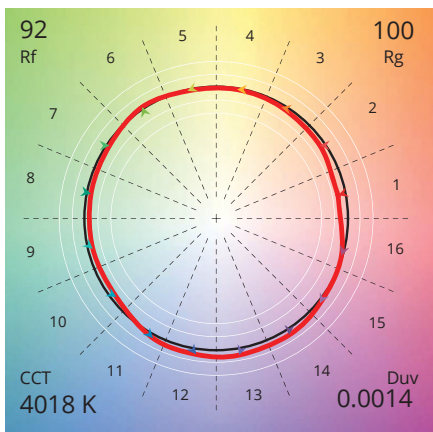


Fig 1 - Colour Rendering Index 4000K, CRI >95

**TM30** Rf 92  
Rg 100



## IES TM-30

TM-30 is the Illuminating Engineering Society (IES) Method for Evaluating Light Source Color Rendition, is a standard developed by the IES to assess the color rendering properties of light sources. It provides a comprehensive set of metrics and values that go beyond the traditional color rendering index (CRI), offering a more detailed and accurate understanding of how well a light source renders colors.

Fig 2 -Colour Vector Graphic 4000K, CRI >90