


AZURE

lighting solutions



Navigo Jumbo Family LED Exit Lights



AS/NZS
2293.3



32m



40m




48m



60m

AZURELIGHTINGSOLUTIONS.COM
+61 9188 7712


Product Specifications



Fixture Material:	Aluminium
Diffuser:	Acrylic
Pictogram Material:	PVC
Mounting:	Surface (Ceiling and Wall), Suspended
LED Type:	SMD
Correlated Colour Temperature:	6000K
Colour Rendering Index:	>80
Battery:	LiFePO4 6.4V 1500mAh
Power:	7W Max
Emergency Power:	2W
Charge Duration:	≥16 Hours
Discharge Duration:	≥2 Hours
Ambient Operating Temperature:	-0° to 45°
Input Voltage:	220-240VAC 50-60Hz
Viewing Distance:	32 meters
Test Options:	Automatic Testing, Manual Testing, DALI Testing
Protection Class:	Class I
Wiring:	PA12 - Terminal Block (1-16mm)
Emergency Classification:	C0:D8, C90: D8
Lumen Maintenance:	L80 B10 50,000 Hours
IP Rating:	IP20
Dimensions (LxWxH):	420x75x217mm
Warranty:	5 Years

All product specifications and data are subject to change without notice

Product Specifications



Fixture Material:	Aluminium
Diffuser:	Acrylic
Pictogram Material:	PVC
Mounting:	Surface (Ceiling and Wall), Suspended
LED Type:	SMD
Correlated Colour Temperature:	6000K
Colour Rendering Index:	>80
Battery:	LiFePO4 6.4V 1500mAh
Power:	7W Max
Emergency Power:	3W
Charge Duration:	16 Hours
Discharge Duration:	>2 Hours
Ambient Operating Temperature:	-0° to 45°
Input Voltage:	220-240VAC 50-60Hz
Viewing Distance:	40 meters
Test Options:	Automatic Testing, Manual Testing, DALI Testing
Protection Class:	Class I
Wiring:	PA12 - Terminal Block (1-16mm)
Emergency Classification:	C0:D12.5, C90: D16
Lumen Maintenance:	L80 B10 50,000 Hours
IP Rating:	IP20
Dimensions (LxWxH):	522x75x217mm
Warranty:	5 Years

All product specifications and data are subject to change without notice

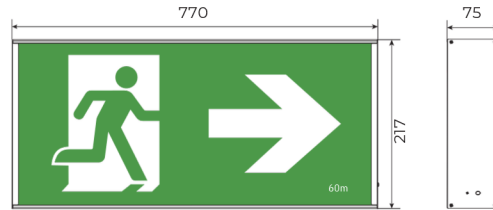
Product Specifications



Fixture Material:	Aluminium
Diffuser:	Acrylic
Pictogram Material:	PVC
Mounting:	Surface (Ceiling and Wall), Suspended
LED Type:	SMD
Correlated Colour Temperature:	6000K
Colour Rendering Index:	>80
Battery:	LiFePO4 6.4V 3200mAh
Power:	9W Max
Emergency Power:	4.5W
Charge Duration:	16 Hours
Discharge Duration:	>2 Hours
Ambient Operating Temperature:	-0° to 45°
Input Voltage:	220-240VAC 50-60Hz
Viewing Distance:	48 meters
Test Options:	Automatic Testing, Manual Testing, DALI Testing
Protection Class:	Class I
Wiring:	PA12 - Terminal Block (1-16mm)
Emergency Classification:	C0:10, C90: D10
Lumen Maintenance:	L80 B10 50,000 Hours
IP Rating:	IP20
Dimensions (LxWxH):	620x75x217mm
Warranty:	5 Years

All product specifications and data are subject to change without notice

Product Specifications



Fixture Material:	Aluminium
Diffuser:	Acrylic
Pictogram Material:	PVC
Mounting:	Surface (Ceiling and Wall), Suspended
LED Type:	SMD
Correlated Colour Temperature:	6000K
Colour Rendering Index:	>80
Battery:	LiFePO4 6.4V 3200mAh
Power:	9W Max
Emergency Power:	5W
Charge Duration:	16 Hours
Discharge Duration:	>2 Hours
Ambient Operating Temperature:	-0° to 45°
Input Voltage:	220-240VAC 50-60Hz
Viewing Distance:	60 meters
Test Options:	Automatic Testing, Manual Testing, DALI Testing
Protection Class:	Class I
Wiring:	PA12 - Terminal Block (1-16mm)
Emergency Classification:	C0:10, C90: D10
Lumen Maintenance:	L80 B10 50,000 Hours
IP Rating:	IP20
Dimensions (LxWxH):	620x75x217mm
Warranty:	5 Years

All product specifications and data are subject to change without notice