

AZURE

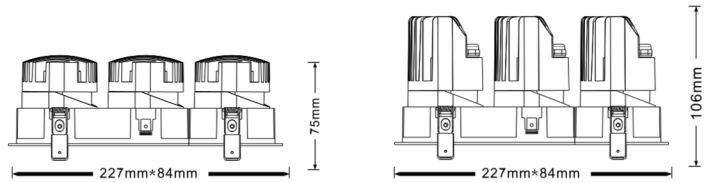
lighting solutions



Iris Trio Recessed Downlight



AZURELIGHTINGSOLUTIONS.COM
+61 9188 7712



Product Specifications

Power Consumption:	Up to 36W (3x12W)	Up to 54W (3x18W)
Total luminous flux:	Up to 3402lm	Up to 4960lm
Dimensions (LxWxH):	227x84x75mm	227x84x106mm
Cutout (D):	218x75mm	218x75mm
Beam Angle:	10°,15°, 24°, 36°, 50°	10°,15°, 24°, 36°, 50°
Adjustability:	30° Adjustable	30° Adjustable

General Specifications

Fixture Material:	Aluminium
Trim Finish:	Black, White, Custom
Mounting:	Recessed
Diffuser (Optional):	Honeycomb Louver, Frosted Glass
LED Type:	CREE COB
Binning:	3 Step MacAdam
Correlated Colour Temperature	2700K, 3000K, 3500K, 4000K, 5000K
Colour Rendering Index:	>90, >98
R9 Value:	>50
Light Distribution:	Symmetric
Optical Cut-off Angle:	35°
Ambient Operating Temperature:	-25° to 50°
Driver Input Voltage:	220-240VAC 50-60Hz
Control Gear:	TCI
Control Options:	Fixed Output, DALI, Push Dim, 0-10V, Casambi
Protection Class:	Class II
Lumen Maintenance:	L80 B10 60,000 Hours
IP Rating:	IP20
Warranty:	7 Years



Matt White Matt Black Dark Chrome Matt Silver Chrome Matt Gold

Lumen values are based on CRI90 at CCT 4000K

All product specifications and data are subject to change without notice

Specification Code

Iris Trio.75	. A .	12 .	20 .	927.	N .	18 .	B
	A=Adjustable	36=36W	20=IP20	927=2700K 930=3000K 935=3500K 940=4000K 950=5000K 960=6000K 965=6500K	N=NON DIM D=DALI P=PUSH DIM T=TRIAC DIM O=0-10V C=CASAMBI	10=10° 10=10° 15=15° 24=24° 36=36° 50=50°	B=BLACK W=WHITE

Iris Trio.106	. A .	12 .	20 .	927.	N .	18 .	B
	A=Adjustable	54=54W	20=IP20	927=2700K 930=3000K 935=3500K 940=4000K 950=5000K 960=6000K 965=6500K	N=NON DIM D=DALI P=PUSH DIM T=TRIAC DIM O=0-10V C=CASAMBI	10=10° 10=10° 15=15° 24=24° 36=36° 50=50°	B=BLACK W=WHITE

Reflector

+ MW

MW= Matt White
MB= Matt Black
DC= Dark Chrome
MS= Matt Silver
C= Chrome
MG=Matt Gold

Reflector




Matt White Matt Black Dark Chrome Matt Silver Chrome Matt Gold

Accessories

+ HC

HC=Honeycomb Louver
FG= Frosted Glass



Honeycomb Frosted Glass

Colour Rendering Index

The Color Rendering Index (CRI) serves as a metric to gauge how accurately a light source portrays the colors of various objects in a given space. Originally comprised of 8 sample colors, the CRI has expanded to 15 samples to provide a more comprehensive evaluation. Notably, within these samples, R9 to R15 focus on assessing special colors with high chroma. Specifically, R9 evaluates the rendering of red tones, while R15 is dedicated to evaluating the portrayal of skin tones. This extension of color samples, coupled with attention to high-chroma colors, enhances the precision in evaluating a light source's ability to faithfully reproduce a diverse range of colors.

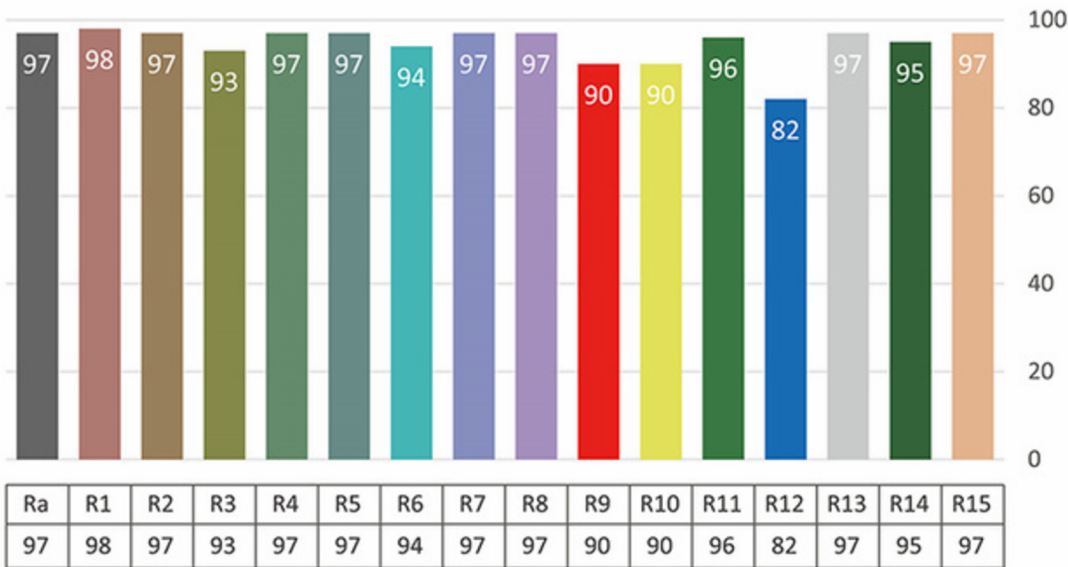
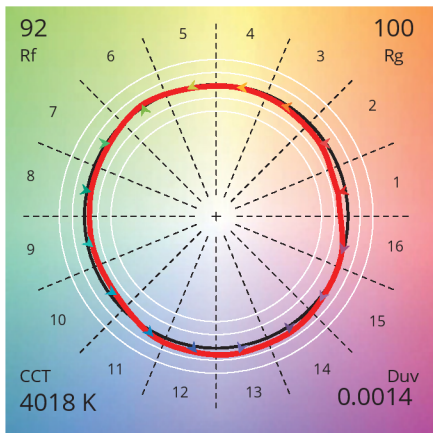


Fig 1 - Colour Rendering Index 4000K, CRI >95

TM30 Rf 92
Rg 100



IES TM-30

TM-30 is the Illuminating Engineering Society (IES) Method for Evaluating Light Source Color Rendition, is a standard developed by the IES to assess the color rendering properties of light sources. It provides a comprehensive set of metrics and values that go beyond the traditional color rendering index (CRI), offering a more detailed and accurate understanding of how well a light source renders colors.

Fig 2 -Colour Vector Graphic 4000K, CRI >90