

AZURE

lighting solutions



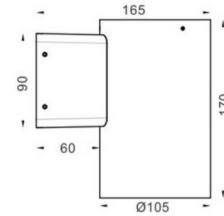
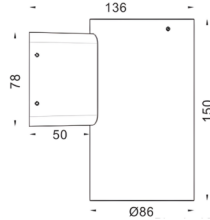
Cylux Wall Lights



SYDNEY
AUSTRALIA

WWW.AZURELIGHTINGSOLUTIONS.COM

Product Specifications



Product Name:	Cylux.80.D	Cylux.100.D
Power Consumption:	10W-26W	18W-36W
Light Distribution:	Down Only	Down Only
Total luminous flux:	Up to 2660lm	Up to 4140lm
Beam Angle - Single Colour:	15°, 24°, 36°, 38°, 60°	15°, 24°, 36°, 38°, 60°
Beam Angle - RGB, RGBW, TW:	15°, 24°, 36°, 38°, 50°	15°, 24°, 36°, 38°, 50°

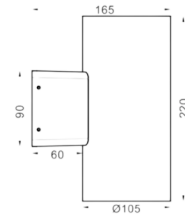
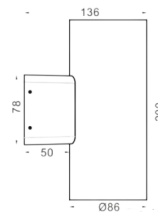
General Specifications

Fixture Material:	Aluminium
Finish:	White, Black, Custom
Mounting:	Wall Surface
LED Type:	SMD and COB
Binning:	3 Step MacAdam
Correlated Colour Temperature	2700K, 3000K, 4000K, 6000K
Colour Rendering Index:	>80, >90
R9 Value:	>50
Ambient Operating Temperature:	-25° to 50°
Driver Input Voltage:	220-240VAC 50-60Hz, 24VDC, 36VDC, 48VDC
Control Gear:	Non Dim, DALI, 1-10V, Phase Dim, PWM, DMX512
Protection Class:	Class I, Class III
Lumen Maintenance:	L80 B10 60,000 Hours
IP Rating:	IP65
Warranty:	5 Years

Lumen values are based on CRI80 at CCT 3000K

All product specifications and data are subject to change without notice

Product Specifications



Product Name:	Cylux.80.DI	Cylux.100.DI
Power Consumption:	2 x (10W-26W)	2 x (18W-36W)
Light Distribution:	Up and Down	Up and Down
Total luminous flux:	Up to 4520lm	Up to 8280lm
Beam Angle - Single Colour:	15°, 24°, 36°, 38°, 60°	15°, 24°, 36°, 38°, 60°
Beam Angle - RGB, RGBW, TW:	15°, 24°, 36°, 38°, 50°	15°, 24°, 36°, 38°, 50°

General Specifications

Fixture Material:	Aluminium
Finish:	White, Black, Custom
Mounting:	Wall Surface
LED Type:	SMD and COB
Binning:	3 Step MacAdam
Correlated Colour Temperature	2700K, 3000K, 4000K, 6000K
Colour Rendering Index:	>80, >90
R9 Value:	>50
Ambient Operating Temperature:	-25° to 50°
Driver Input Voltage:	220-240VAC 50-60Hz, 24VDC, 36VDC, 48VDC
Control Gear:	Non Dim, DALI, 1-10V, Phase Dim, PWM, DMX512
Protection Class:	Class I, Class III
Lumen Maintenance:	L80 B10 60,000 Hours
IP Rating:	IP65
Warranty:	5 Years

Lumen values are based on CRI80 at CCT 3000K

All product specifications and data are subject to change without notice

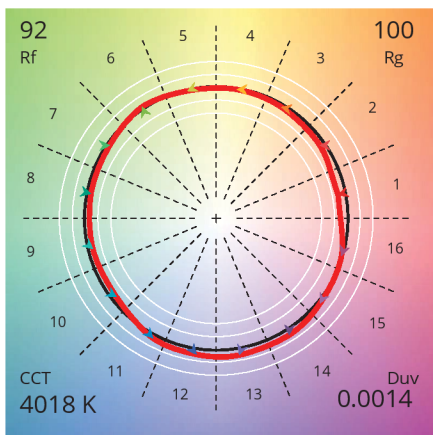
Colour Rendering Index

The Color Rendering Index (CRI) serves as a metric to gauge how accurately a light source portrays the colors of various objects in a given space. Originally comprised of 8 sample colors, the CRI has expanded to 15 samples to provide a more comprehensive evaluation. Notably, within these samples, R9 to R15 focus on assessing special colors with high chroma. Specifically, R9 evaluates the rendering of red tones, while R15 is dedicated to evaluating the portrayal of skin tones. This extension of color samples, coupled with attention to high-chroma colors, enhances the precision in evaluating a light source's ability to faithfully reproduce a diverse range of colors.



Fig 1 - Colour Rendering Index 4000K, CRI >95

TM30 Rf 92
Rg 100



IES TM-30

TM-30 is the Illuminating Engineering Society (IES) Method for Evaluating Light Source Color Rendition, is a standard developed by the IES to assess the color rendering properties of light sources. It provides a comprehensive set of metrics and values that go beyond the traditional color rendering index (CRI), offering a more detailed and accurate understanding of how well a light source renders colors.

Fig 2 -Colour Vector Graphic 4000K, CRI >90