



AZURE

lighting solutions



SLICE LED Panel Lights



SYDNEY
AUSTRALIA
WWW.AZURELIGHTINGSOLUTIONS.COM

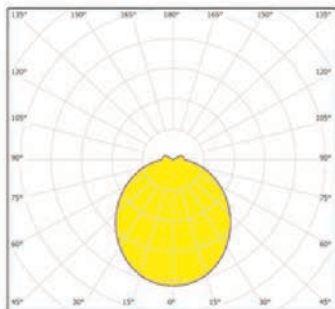
Product Specifications

Product	Slice6030	Slice6060	Slice1230	Slice1260
Power Consumption:	10-20W	20-40W	20-40W	30-60W
Total luminous flux:	Up to 2800lm	Up to 5600lm	Up to 5600lm	Up to 8400lm
Dimensions (LxWxH):	295x295x10mm	595x295x10mm	1195x295x10mm	1195x595x10mm
Beam Angle:	120°	120°	120°	120°

General Specifications

Fixture Material:	Aluminium
Finish:	White, Silver
Mounting:	Surface Recessed, Suspended
LED Type:	Osram
Diffuser	OPAL, Microprismatic UGR<19
Binning:	3 Step MacAdam
Correlated Colour Temperature	2700K,3000K,4000K,5000K,5700K,6500K
Colour Rendering Index:	>80, >90
Light Distribution:	Symmetric
Ambient Operating Temperature:	-25° to 50°
Driver Input Voltage:	220-240VAC 50-60Hz
Control Gear:	Tridonic/TC!
Control Options:	Fixed Output, DALI, Push Dim,0-10V,Casambi,Microwave Sensor
Protection Class:	Class II
Lumen Maintenance:	L80 B10 60,000 Hours
IP Rating:	IP40, IP54
Warranty:	5 Years


Photometry



Lumen values are based on CRI80 at CCT 4000K

All product specifications and data are subject to change without notice

Air Handling Kit



Material:	Aluminium
Finish:	White, Custom
Available Sizes(LxW):	600x600mm, 1200x400mm, 1200x600mm
Custom sizes available on request	

Surface Mount Kit



Material:	Aluminium
Finish:	White, Custom
Available Sizes(LxW):	All Standard Panels
Custom sizes available on request	

Recessed Mount Kit



Material:	Aluminium
Finish:	White, Custom
Available Sizes(LxW):	All Standard Panels
Custom sizes available on request	

Colour Rendering Index

The Color Rendering Index (CRI) serves as a metric to gauge how accurately a light source portrays the colors of various objects in a given space. Originally comprised of 8 sample colors, the CRI has expanded to 15 samples to provide a more comprehensive evaluation. Notably, within these samples, R9 to R15 focus on assessing special colors with high chroma. Specifically, R9 evaluates the rendering of red tones, while R15 is dedicated to evaluating the portrayal of skin tones. This extension of color samples, coupled with attention to high-chroma colors, enhances the precision in evaluating a light source's ability to faithfully reproduce a diverse range of colors.

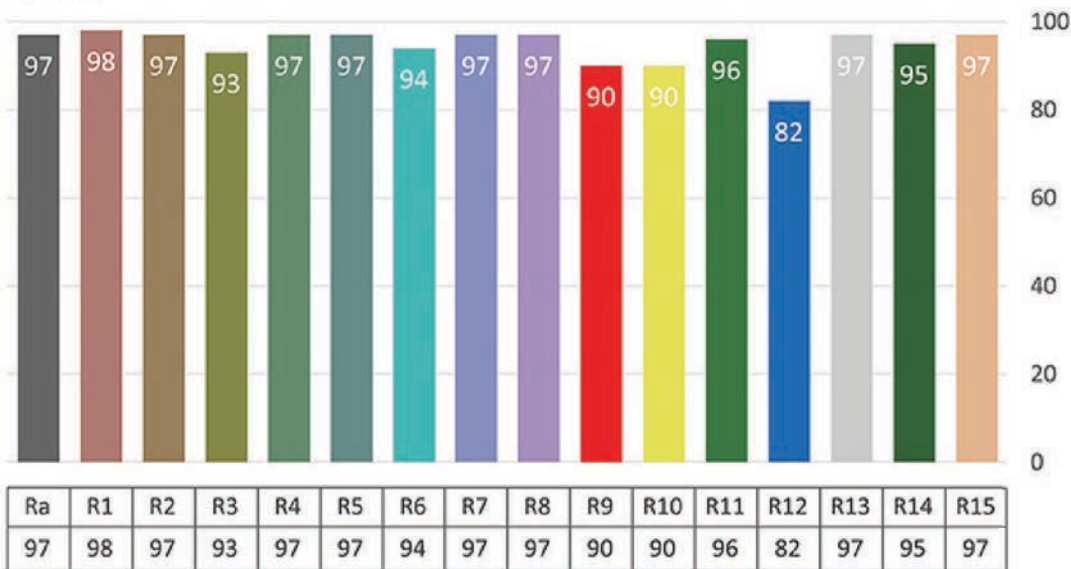
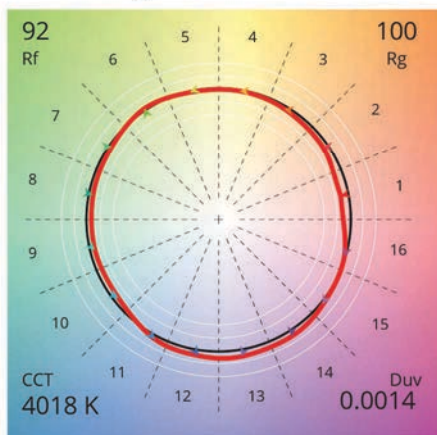


Fig 1 - Colour Rendering Index 4000K, CRI >95

TM30 Rf 92
Rg 100



IES TM-30

TM-30 is the Illuminating Engineering Society (IES) Method for Evaluating Light Source Color Rendition, is a standard developed by the IES to assess the color rendering properties of light sources. It provides a comprehensive set of metrics and values that go beyond the traditional color rendering index (CRI), offering a more detailed and accurate understanding of how well a light source renders colors.

Fig 2 -Colour Vector Graphic 4000K, CRI >90