

AZURE

lighting solutions



niteo recessed downlight



SYDNEY
AUSTRALIA
AZURELIGHTINGSOLUTIONS.COM.AU
+61 9188 7712

Product Specifications



Power Consumption:	10W	15W/20W
Total luminous flux:	780 lm	1170 lm/1560 lm
Dimensions (DxH):	Ø90x100mm	Ø130x119mm
Cutout (LxW):	Ø80mm	Ø105mm
Beam Angle:	15°, 24°, 30°, 36°	15°, 24°, 30°, 36°, 60°
Adjustability:	Fixed/Adjustable	Fixed/Adjustable

General Specifications

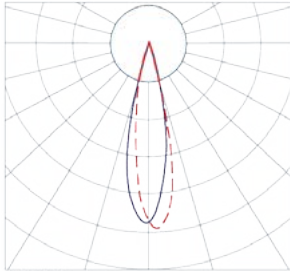
Fixture Material:	Aluminium
Trim Finish:	Black/White
Mounting:	Recessed Mounted
LED Type:	Philips COB
Binning:	3 Step Macadam
Correlated Colour Temperature	2700K, 3000K, 3500K, 4000K, 5000K
Colour Rendering Index:	>95
R9 Value:	>80
Light Distribution:	Symmetric
Cut Off Angle:	30°
Ambient Operating Temperature:	-25° to 50°
Driver Input Voltage:	220-240VAC 50-60Hz
Control Gear:	Remote Tridonic or equivalent driver
Control Options:	Fixed Output, DALI, Push Dim, 0-10V, Casambi
Protection Class:	Class II
Lumen Maintenance:	L80 B10 60,000 Hours
IP Rating:	IP20
Warranty:	5 Years
Standards:	CE, ROHS

Lumen values are based on CRI95 at CCT 4000K

All product specifications and data are subject to change without notice

Photometrics

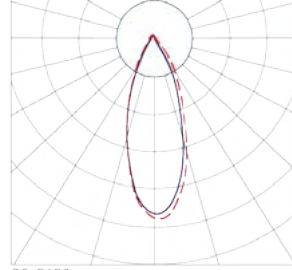
15° BEAM ANGLE



C0-C180
C90-C270



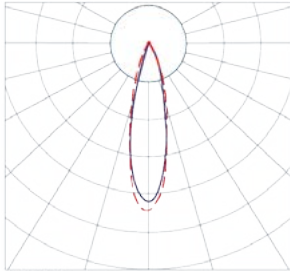
36° BEAM ANGLE



C0-C180
C90-C270



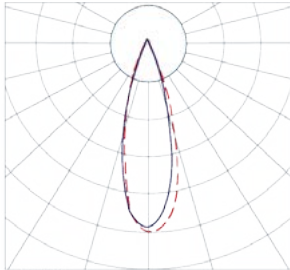
24° BEAM ANGLE



C0-C180
C90-C270



30° BEAM ANGLE



C0-C180
C90-C270



Specifications Code

NITEO.090R . F . 10 . 20 . 930 . N . 15 . B

F=FIXED
A=ADJUSTABLE

10=10W

20=IP20

927=2700K
930=3000K
935=3500K
940=4000K

N=NON DIM
D=DALI
P=PUSH DIM
O=0-10V
C=CASAMBI
X=NO DRIVER

15=15°
24=24°
30=30°
36=36°

B=BLACK
W=WHITE

NITEO.130R . F . 15 . 20 . 930 . N . 30 . B

F=FIXED
A=ADJUSTABLE

15=15W
20=20W

20=IP20

927=2700K
930=3000K
935=3500K
940=4000K

N=NON DIM
D=DALI
P=PUSH DIM
O=0-10V
C=CASAMBI
X=NO DRIVER

15=15°
24=24°
30=30°
36=36°
60=60°

B=BLACK
W=WHITE