

INFINITUM HELIX SERIES

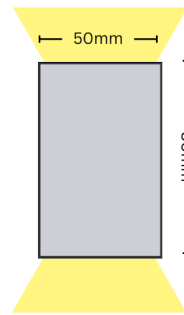


50Beam UP/DOWN Linear Curved Profile

50mm Wide x 80mm High



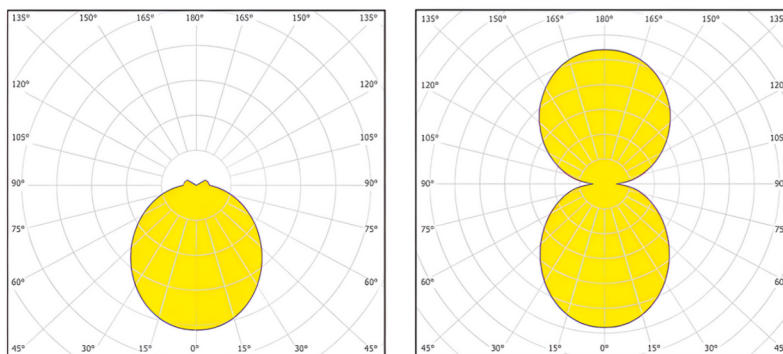
SYDNEY
AUSTRALIA
WWW.AZURELIGHTINGSOLUTIONS.COM



Product Specifications

Fixture Material	Aluminium
Finish	White, Black, Custom
Mounting Option	Suspended, Surface
Orientation	Direct and Indirect
Power	Direct: 10-30W/m, Indirect: 10-20W/m
Diffuser	Opal, Microprismatic
Lumen Efficacy	Up to 115 Lumens/Watt
Binning	3 Step MacAdam
Correlated Colour Temperature	2700K, 3000K, 3500K, 4000K, 5000K, 6000K, Tunable White, RGBW
Colour Rendering Index	>90, >95
R9 Value	>50
Input Voltage	220-240VAC 50-60Hz
THD	<10%
Control Options	DALI, DALI DT8, Push Dim, 0-10V, Casambi
LED Driver	Philips Xitanium Driver
Power Factor	>0.98
Protection Class	Class I
Ambient Operating Temperature	-25° to 50°
Lumen Maintenance	L80 B10 72,000 Hours
Ingress Protection	IP20
Bend Options	90°, 135°, T, X, Y, Custom
Warranty	7 Years

Photometry



A Z U R E

l i g h t i n g s o l u t i o n s

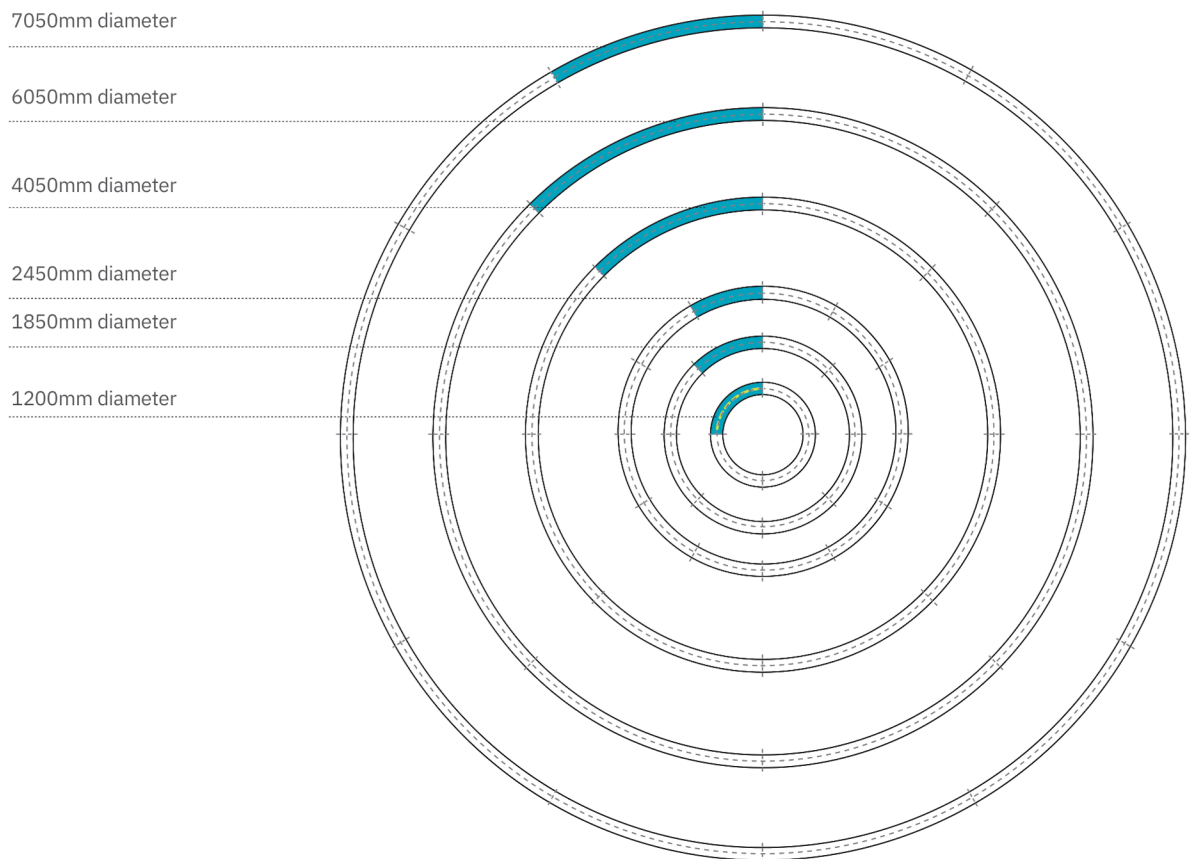
With diameters ranging from 750mm to 7050mm, Helix 50 Beam opens the door to limitless shapes and configurations, limited only by the bounds of your imagination.

Helix allows lighting to flow with the same elegance as lines drawn by a pencil. Whether it's circles, softly rounded rectangles, simple arcs, or sinuous forms, Helix empowers you to explore every conceivable design. It's not just about lighting; it's an expression of interior architectural design, seamlessly integrating with your vision.

Say goodbye to costly site-built coves or troughs. Helix modules effortlessly install into gypsum board ceilings, fitting together precisely to perform predictably and efficiently. The system includes curved sections based on circles with standard and custom diameters ranging, along with various straight segments. Combine them effortlessly to create practically unlimited configurations, making the process of crafting fresh and captivating lighting a breeze.



Standard Diameters



Colour Rendering Index

The Color Rendering Index (CRI) serves as a metric to gauge how accurately a light source portrays the colors of various objects in a given space. Originally comprised of 8 sample colors, the CRI has expanded to 15 samples to provide a more comprehensive evaluation. Notably, within these samples, R9 to R15 focus on assessing special colors with high chroma. Specifically, R9 evaluates the rendering of red tones, while R15 is dedicated to evaluating the portrayal of skin tones. This extension of color samples, coupled with attention to high-chroma colors, enhances the precision in evaluating a light source's ability to faithfully reproduce a diverse range of colors.

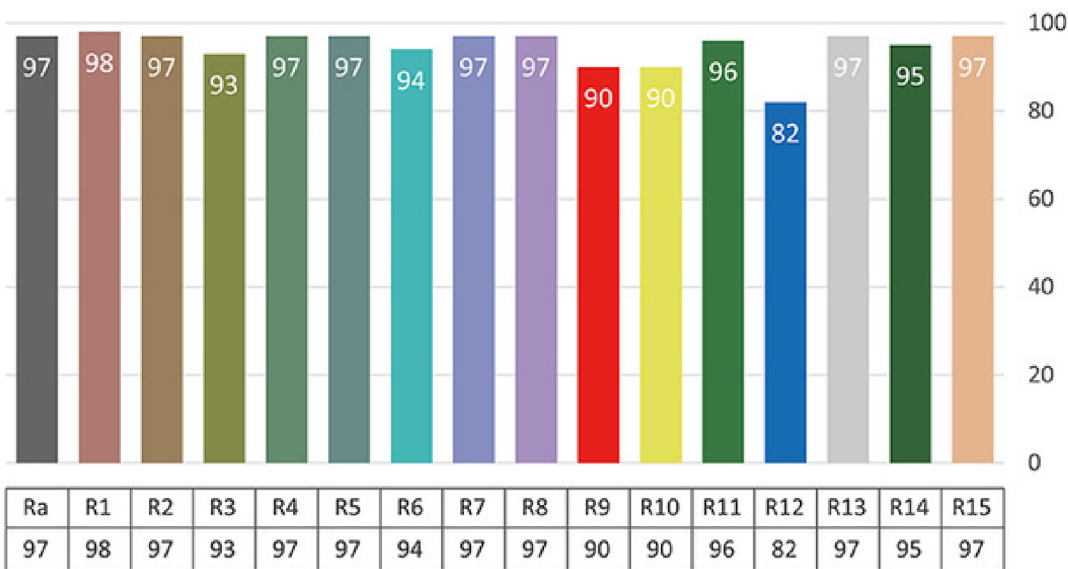
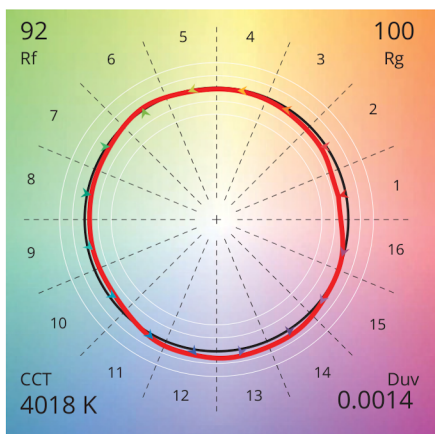


Fig 1 - Colour Rendering Index 4000K, CRI >95

TM30 Rf 92
Rg 100



IES TM-30

TM-30 is the Illuminating Engineering Society (IES) Method for Evaluating Light Source Color Rendition, is a standard developed by the IES to assess the color rendering properties of light sources. It provides a comprehensive set of metrics and values that go beyond the traditional color rendering index (CRI), offering a more detailed and accurate understanding of how well a light source renders colors.

Fig 2 -Colour Vector Graphic 4000K, CRI >90